

ALL DESIGNS, DRAWINGS AND SPECIFICATIONS DEPICTED ON THIS SHEET ARE THE PROPERTY OF THE RBA GROUP, INC. ANY UNAUTHORIZED USE OR REPRODUCTION IS SUBJECT TO LEGAL PROSECUTION. POSSESSION IN ANY FORM CONSTITUTES ACCEPTANCE OF THESE CONDITIONS. COPYRIGHT 2013

FAIRFIELD INN & SUITES

Washington, North Carolina

Set #2 of 2 Total

Sets Contains:

- Structural Drawings
- Mechanical Drawings
- Electrical Drawings
- Plumbing Drawings
- Fire Protection Drawings
- Pool Design Drawings

See Set #1 for:

- Civil Drawing
- Architectural Drawings



ALL CONSTRUCTION MUST COMPLY WITH CURRENT LOCAL, STATE AND FEDERAL CODES AND REGULATIONS. CONTRACTOR IS RESPONSIBLE TO REFERENCE ALL CURRENT CODES AND AMENDMENTS: 2009 NCBC, 2011 ANSI AND 2010 ADA

Developer

New Age Properties Group, LLC
1935 West 5th Street
Washington, NC 27889
252.940.1002
Attn: Manfred Alligood

Architect

RBA Group
1414-A South Tryon Street
Charlotte, North Carolina 28202
704.344.9098
Attn: Christopher Byers

Civil Engineer

Hood Richardson PA
110 West 2nd Street
Washington, NC 27889
252.975.3472
Attn: Hood Richardson

Structural Engineer

Britt, Peters & Associates, Inc.
1100 Queensborough Boulevard #202
Mount Pleasant, SC 29464
843.284.0400
Attn: Jason McDonald

MEP Engineer

Allied Consulting Engineers
2905-D Queen City Drive
Charlotte, NC 28208
704.399.3943
Attn: Dean Belk


General Contractor

AAHW Construction, LLC
1935 W. 5th St
Washington, NC 27889
(252) 945-1730
Attn: Manfred Alligood

RBA GROUP

ARCHITECTURE+INTERIORS

1414-A S. TRYON ST
CHARLOTTE, NC 28203
TEL :: 704 . 344 . 9098



NEW AGE PROPERTIES GROUP, LLC

PERMIT SET

- OWNER SET #4
- FRANCHISE SET #2
- BID SET #0
- BUILDING DEPT #1
- FIRE MARSHAL #1
- HEALTH DEPT #1

ISSUE DATE: 11.09.15

FAIRFIELD INN & SUITES
WASHINGTON, NC

REVISION			DATE
no.	date	comment	
1			
2			
3			
4			
5			
6			
7			

DRAWN BY: WR
CHECKED BY: SF
PROJECT DATE: 11.09.2015
PROJECT NUMBER: 15-1739R

COVER SHEET

CV1.00

INDEX OF DRAWINGS


##	DATE	DESCRIPTION
COVER SHEETS		
CV1.00		COVER SHEET
CV2.10		DRAWING INDEX
CV2.20		DRAWING INDEX
CV3.10		APPENDIX B
CV3.20		APPENDIX B
CV4.10		SPECIAL INSPECTIONS
CV4.20		SPECIAL INSPECTIONS
CV5.10		COM CHECK
CV5.20		COM CHECK
CV6.10		GROUND FLOOR LIFE SAFETY PLAN
CV6.20		SECOND FLOOR LIFE SAFETY PLAN
CV6.30		THIRD FLOOR LIFE SAFETY PLAN
CV6.40		FOURTH FLOOR LIFE SAFETY PLAN
CIVIL DRAWINGS		
SITE PLAN		SITE PLAN
ARCHITECTURAL DRAWINGS		
A0.11		EXTERIOR WALL TYPES
A0.12		INTERIOR WALL TYPES
A0.13		INTERIOR WALL TYPES
A0.20		UL DESIGN #U301
A0.21		UL DESIGN #U301 (CONT) & #U344
A0.22		UL DESIGN #U344 (CONT)
A0.23		UL DESIGN #U344 (CONT) & #U356
A0.24		UL DESIGN #U356 (CONT)
A0.25		UL DESIGN #U914 (CONT) & #U357
A0.26		UL DESIGN #U357 (CONT) & #U419
A0.27		UL DESIGN #U419 (CONT)
A0.28		UL DESIGN #U419 (CONT)
A0.29		UL DESIGN #U419 (CONT)
A0.30		UL DESIGN #L570
A0.31		UL DESIGN #L570 (CONT)
A0.32		UL DESIGN #L570 (CONT)
A1.10		ACCESSIBILITY DETAILS
A1.20		ACCESSIBILITY DETAILS
A1.30		ACCESSIBILITY DETAILS
A1.40		ACCESSIBLE MOUNTING HEIGHTS
A2.10		FIRST FLOOR PLAN
A2.10D		FIRST FLOOR DIMENSION PLAN
A2.10F		FIRST FLOOR FINISH AND FURNITURE PLAN
A2.10S		FIRST FLOOR SLAB PLAN
A2.10W		FIRST FLOOR WINDOW PLAN
A2.20		SECOND FLOOR PLAN
A2.20D		SECOND FLOOR DIMENSION PLAN
A2.20F		SECOND FLOOR FINISH AND FURNITURE PLAN
A2.20S		SECOND FLOOR SLAB PLAN
A2.20W		SECOND FLOOR WINDOW PLAN
A2.30		THIRD FLOOR PLAN
A2.30D		THIRD FLOOR DIMENSION PLAN
A2.30F		THIRD FLOOR FINISH AND FURNITURE PLAN
A2.30S		THIRD FLOOR SLAB PLAN
A2.30W		THIRD FLOOR WINDOW PLAN
A2.40		FOURTH FLOOR PLAN
A2.40D		FOURTH FLOOR DIMENSION PLAN
A2.40F		FOURTH FLOOR FINISH AND FURNITURE PLAN
A2.40S		FOURTH FLOOR SLAB PLAN
A2.40W		FOURTH FLOOR WINDOW PLAN
A2.50		ROOF PLAN
A2.50S		ROOF PLAN SLAB EDGE
A2.50N		ROOF PLAN NOTES
A3.10		EXTERIOR ELEVATIONS
A3.20		EXTERIOR ELEVATIONS DETAILS
A5.00		ENLARGED PLAN NOTES
A5.01		ENLARGED PUBLIC AREA PLAN
A5.01E		ENLARGED PUBLIC AREA EQUIPMENT PLAN

INDEX OF DRAWINGS

##	DATE	DESCRIPTION
ARCHITECTURAL DRAWINGS (CONT.)		
A5.01F		ENLARGED PUBLIC AREA FURNITURE-FINISH PLAN
A5.01R		ENLARGED PUBLIC AREA RCP
A5.02		ENLARGED MEETING ROOM PLAN
A5.02E		ENLARGED MEETING ROOM EQUIPMENT PLAN
A5.02F		ENLARGED MEETING ROOM FINISH-FURNITURE PLAN
A5.02R		ENLARGED MEETING ROOM RCP
A5.03		ENLARGED FITNESS ROOM PLAN
A5.03E		ENLARGED FITNESS ROOM EQUIPMENT PLAN
A5.03F		ENLARGED FITNESS ROOM FINISH-FURNITURE PLAN
A5.03R		ENLARGED FITNESS ROOM RCP
A5.04		ENLARGED ADMIN AREA PLAN
A5.04E		ENLARGED ADMIN AREA EQUIPMENT PLAN
A5.04F		ENLARGED ADMIN AREA FINISH-FURNITURE PLAN
A5.04R		ENLARGED ADMIN AREA RCP
A5.05		ENLARGED CORNER MARKET PLAN
A5.05E		ENLARGED CORNER MARKET EQUIPMENT PLAN
A5.05F		ENLARGED CORNER MARKET FINISH-FURNITURE PLAN
A5.05R		ENLARGED CORNER MARKET RCP
A5.06		ENLARGED WELCOME DESK PLAN
A5.06E		ENLARGED WELCOME DESK EQUIPMENT PLAN
A5.06F		ENLARGED WELCOME DESK FINISH-FURNITURE PLAN
A5.06R		ENLARGED WELCOME DESK RCP
A5.07		ENLARGED CONNECT & PRINT PLAN
A5.07E		ENLARGED CONNECT & PRINT EQUIPMENT PLAN
A5.07F		ENLARGED CONNECT & PRINT FINISH-FURNITURE PLAN
A5.07R		ENLARGED CONNECT & PRINT RCP
A5.08		ENLARGED BANQUETTE SEATING PLAN
A5.08E		ENLARGED BANQUETTE SEATING EQUIPMENT PLAN
A5.08F		ENLARGED BANQUETTE SEATING FINISH-FURNITURE PLAN
A5.08R		ENLARGED BANQUETTE SEATING RCP
A5.09		ENLARGED COFFEE BAR & FARMTABLE PLAN
A5.09E		ENLARGED COFFEE BAR & FARMTABLE EQUIPMENT PLAN
A5.09F		ENLARGED COFFEE BAR & FARMTABLE FINISH-FURNITURE PLAN
A5.09R		ENLARGED COFFEE BAR & FARMTABLE RCP
A5.10		ENLARGED FOOD SERVICE PLAN
A5.10E		ENLARGED FOOD SERVICE EQUIPMENT PLAN
A5.10F		ENLARGED FOOD SERVICE FINISH-FURNITURE PLAN
A5.10R		ENLARGED FOOD SERVICE RCP
A5.11		ENLARGED POOL AREA PLAN
A5.11E		ENLARGED POOL AREA EQUIPMENT PLAN
A5.11F		ENLARGED POOL AREA FINISH-FURNITURE PLAN
A5.11R		ENLARGED POOL AREA RCP
A5.11S		ENLARGED POOL SECTIONS
A5.12		ENLARGED RESTROOM PLAN
A5.13		ENLARGED PATIO PLAN
A5.20		ENLARGED ELEVATOR LOBBY PLAN
A5.20R		ENLARGED ELEVATOR LOBBY RCP
A5.20S		ENLARGED ELEVATOR SHAFT PLAN
A5.21		ELEVATOR SECTION
A5.22		ENLARGED STAIR 1 PLAN
A5.22A		STAIR 1 SECTION
A5.23		ENLARGED STAIR 2 PLAN
A5.23A		STAIR 2 SECTION
A5.24		TYPICAL STAIR DETAILS
A5.30		PUBLIC SPACE INTERIOR ELEVATIONS
A5.31		MEETING ROOM INTERIOR ELEVATIONS
A5.32		FITNESS ROOM INTERIOR ELEVATIONS
A5.33		WORK AREA INTERIOR ELEVATIONS
A5.36		POOL INTERIOR ELEVATIONS
A5.37		PUBLIC AREA RESTROOM INTERIOR ELEVATIONS
A5.50		ENLARGED KING FIRST FLOOR
A5.50A		ENLARGED KING FIRST FLOOR
A5.50B		ENLARGED KING FIRST FLOOR RESTROOM
A5.51		ENLARGED KING
A5.51A		ENLARGED KING
A5.51B		ENLARGED KING RESTROOM

INDEX OF DRAWINGS

##	DATE	DESCRIPTION
ARCHITECTURAL DRAWINGS (CONT.)		
A5.52		ENLARGED KING 1
A5.52A		ENLARGED KING 1
A5.52B		ENLARGED KING 1 RESTROOM
A5.53		ENLARGED KING 2
A5.53A		ENLARGED KING 2
A5.53B		ENLARGED KING 2 RESTROOM
A5.54		ENLARGED ACCESSIBLE KING W/ ROLL-IN SHOWER
A5.54A		ENLARGED ACCESSIBLE KING W/ ROLL-IN SHOWER
A5.54B		ENLARGED ACCESSIBLE KING W/ ROLL-IN SHOWER RESTROOM
A5.55		ENLARGED ACCESSIBLE KING
A5.55A		ENLARGED ACCESSIBLE KING
A5.55B		ENLARGED ACCESSIBLE KING RESTROOM
A5.56		ENLARGED KING SUITE
A5.56A		ENLARGED KING SUITE
A5.56B		ENLARGED KING SUITE RESTROOM
A5.57		ENLARGED ACCESSIBLE KING SUITE
A5.57A		ENLARGED ACCESSIBLE KING SUITE
A5.57B		ENLARGED ACCESSIBLE KING SUITE RESTROOM
A5.58		ENLARGED QUEEN/QUEEN SUITE W/ TUB
A5.58A		ENLARGED QUEEN/QUEEN SUITE W/ TUB
A5.58B		ENLARGED QUEEN/QUEEN SUITE W/ TUB RESTROOM
A5.59		ENLARGED QUEEN/QUEEN SUITE W/ SHOWER
A5.59A		ENLARGED QUEEN/QUEEN SUITE W/ SHOWER
A5.59B		ENLARGED QUEEN/QUEEN SUITE W/ SHOWER RESTROOM
A5.60		ENLARGED EXTENDED QUEEN/QUEEN W/ SHOWER
A5.60A		ENLARGED EXTENDED QUEEN/QUEEN W/ SHOWER
A5.60B		ENLARGED EXTENDED QUEEN/QUEEN W/ SHOWER RESTROOM
A5.61		ENLARGED ACCESSIBLE QUEEN/QUEEN
A5.61A		ENLARGED ACCESSIBLE QUEEN/QUEEN
A5.61B		ENLARGED ACCESSIBLE QUEEN/QUEEN RESTROOM
A5.62		ENLARGED QUEEN/QUEEN 1
A5.62A		ENLARGED QUEEN/QUEEN 1
A5.62B		ENLARGED QUEEN/QUEEN 1 RESTROOM
A5.63		ENLARGED KING 3
A5.63A		ENLARGED KING 3
A5.63B		ENLARGED KING 3 RESTROOM
A5.64		GUESTROOM DETAILS
A5.65		GUESTROOM BATHROOM DETAILS
A6.01		WELCOME DESK DETAILS
A6.02		WELCOME DESK DETAILS
A6.03		WELCOME DESK DETAILS
A6.04		PUBLIC SPACE DETAILS
A6.05		CONNECT AND PRINT DETAILS
A6.06		CONNECT AND PRINT DETAILS
A6.07		FITNESS ROOM DETAILS
A6.08		CORNER MARKET DETAILS
A6.09		CORNER MARKET DETAILS
A6.20		ENLARGED CHASE DETAILS
A6.21		ENLARGED LINEN CHUTE SECTION
A6.50		ROOF SHADE CANOPY DETAIL
A6.51		PORTE COCHERE PLANS AND DETAILS
A6.52		PORTE COCHERE DETAILS
A6.53		SITE DETAILS
A6.54		STORAGE BUILDING
A7.10		WALL SECTIONS
A7.11		WALL SECTIONS
A7.12		WALL SECTIONS
A7.13		WALL SECTIONS
A8.10		TYPICAL FIRESTONE DETAILS
A8.11		TYPICAL FIRESTONE DETAILS
A8.12		TYPICAL FIRESTONE DETAILS
A8.13		TYPICAL FIRESTONE DETAILS
A8.14		TYPICAL FIRESTONE DETAILS
A8.15		TYPICAL FIRESTONE DETAILS
A8.16		TYPICAL FIRESTONE DETAILS
A8.17		TYPICAL FIRESTONE DETAILS



NEW AGE PROPERTIES GROUP, LLC

PERMIT SET

OWNER SET #4
FRANCHISE SET #2
BID SET #0
BUILDING DEPT #1
FIRE MARSHAL #1
HEALTH DEPT #1

ISSUE DATE: 11.09.15

FAIRFIELD INN & SUITES
WASHINGTON, NC

REVISION	DATE
no.	date comment
1	
2	
3	
4	
5	
6	
7	

DRAWN BY: WR
CHECKED BY: SF
PROJECT DATE: 11.09.2015
PROJECT NUMBER: 15-1739R

DRAWING INDEX

CV2.10

INDEX OF DRAWINGS


##	DATE	DESCRIPTION
ARCHITECTURAL DRAWINGS (CONT.)		
A8.20		TYPICAL EFIS DETAILS
A8.21		TYPICAL EFIS DETAILS
A8.22		TYPICAL EFIS DETAILS
A8.23		TYPICAL EFIS DETAILS
A8.24		TYPICAL EFIS DETAILS
A8.25		TYPICAL EFIS DETAILS
A8.26		TYPICAL EFIS DETAILS
A8.30		FIRE PROTECTION DETAILS
A8.31		FIRE PROTECTION DETAILS
A8.32		FIRE PROTECTION DETAILS
A9.00		DOOR SCHEDULE
A9.10		DOOR DETAILS
A9.20		WINDOW SCHEDULE
A9.30		FINISH SCHEDULE
A10.11		FIRST FLOOR RCP
A10.12		SECOND FLOOR RCP
A10.13		THIRD FLOOR RCP
A10.14		FOURTH FLOOR RCP
A10.20		RCP DETAILS
STRUCTURAL DRAWINGS		
S1.00		GENERAL NOTES
S1.10		SPECIAL INSPECTIONS
S2.10		FOUNDATION PLAN
S2.11		1ST FLOOR SHEAR WALL PLAN
S2.20		2ND FLOOR FRAMING PLAN
S2.21		2ND FLOOR SHEAR WALL PLAN
S2.30		3RD FLOOR FRAMING PLAN
S2.31		3RD FLOOR SHEAR WALL PLAN
S2.40		4TH FLOOR FRAMING PLAN
S2.41		4TH FLOOR SHEAR WALL PLAN
S2.50		ROOF FRAMING PLAN
S2.60		HIGH ROOF FRAMING PLAN
S3.10		PORTE COCHERE FOUNDATION & ROOF FRAMING PLAN
S3.20		PORTE COCHERE BUILDING SECTIONS
S4.00		SECTION & DETAILS
S4.10		SECTION & DETAILS
S4.20		SECTION & DETAILS
S4.30		SECTION & DETAILS
S5.00		SECTION & DETAILS
S5.10		SECTION & DETAILS
S5.20		SECTION & DETAILS
S5.30		SECTION & DETAILS
S6.00		SECTION & DETAILS
S6.10		SECTION & DETAILS
MECHANICAL DRAWINGS		
M0.01		MECHANICAL NOTES & SCHEDULES
M0.02		MECHANICAL DETAILS
M0.03		MECHANICAL DETAILS
M0.04		MECHANICAL DETAILS
M0.05		OUTSIDE AIR CALCULATIONS
M1.00		1ST FLOOR CONDENSATE PLAN
M1.01		MECHANICAL FIRST FLOOR PLAN
M1.02		MECHANICAL SECOND FLOOR PLAN
M1.03		MECHANICAL THIRD FLOOR PLAN
M1.04		MECHANICAL FOURTH FLOOR PLAN
M2.01		MECHANICAL ROOF PLAN
M3.01		ENLARGED GUESTROOM PLANS
M3.02		ENLARGED GUESTROOM PLANS
ELECTRICAL DRAWINGS		
E0.01		ELECTRICAL SPECIFICATIONS
E0.02		ELECTRICAL SYMBOLS & SCHEDULES
E0.03		ELECTRICAL DETAILS
E0.04		ELECTRICAL DETAILS

INDEX OF DRAWINGS

##	DATE	DESCRIPTION
ELECTRICAL DRAWINGS (CONT.)		
E1.00A		SITE PLAN - ELECTRICAL
E1.00B		ELECTRICAL BUILDING ELEVATIONS
E1.00C		ELECTRICAL BUILDING ELEVATIONS
E1.01		1ST FLOOR PLAN - LIGHTING
E1.02		2ND FLOOR PLAN - LIGHTING
E1.03		3RD FLOOR PLAN - LIGHTING
E1.04		4TH FLOOR PLAN - LIGHTING
E2.01		1ST FLOOR PLAN - POWER
E2.02		2ND FLOOR PLAN - POWER
E2.03		3RD FLOOR PLAN - POWER
E2.04		4TH FLOOR PLAN - POWER
E2.05		ROOF PLAN - POWER
E3.01		ENLARGED PUBLIC AREA PLAN - POWER
E3.02		ENLARGED PUBLIC AREA PLAN - POWER
E3.03		ENLARGED PUBLIC AREA PLAN - POWER
E3.04		ENLARGED PUBLIC AREA PLAN - POWER
E3.05		ENLARGED GUESTROOM PLANS - ELECTRICAL
E3.06		ENLARGED GUESTROOM PLANS - ELECTRICAL
E4.01		FIRE ALARM DIAGRAM
E4.02		CATV TELEPHONE RISER DIAGRAM
E4.03		POWER RISER DIAGRAM
E5.01		PANEL SCHEDULES
E5.02		PANEL SCHEDULES
E5.03		PANEL SCHEDULES
E5.04		PANEL SCHEDULES
PLUMBING DRAWINGS		
P0.1		PLUMBING NOTES AND LEGEND
P0.2		PLUMBING SCHEDULES
P0.3		PLUMBING DETAILS
P0.4		PLUMBING DETAILS
P1.0		PLUMBING FIRST FLOOR PLAN - SAFETY AND STORM
P1.1		PLUMBING FIRST FLOOR PLAN - WATER AND GAS
P1.2		PLUMBING SECOND FLOOR PLAN
P1.3		PLUMBING THIRD FLOOR PLAN
P1.4		PLUMBING FORTH FLOOR PLAN
P1.5		PLUMBING ROOF PLAN
P2.1		PLUMBING GUEST ROOM PLANS - SANITARY
P2.2		PLUMBING GUEST ROOM PLANS - WATER
P2.3		PLUMBING ENLARGED PLANS - SANITARY
P2.4		PLUMBING ENLARGED PLANS - WATER AND GAS
P3.1		PLUMBING RISER DIAGRAMS - SANITARY
P3.2		PLUMBING RISER DIAGRAMS - SANITARY
P3.3		PLUMBING RISER DIAGRAMS - WATER
FIRE PROTECTION DRAWINGS		
FP0.1		FIRE PROTECTION DETAILS - NOTES
FP0.2		FIRE PROTECTION FIRE PUMP DETAILS - NOTES
FP1.1		FIRST FLOOR FIRE PROTECTION PLAN
FP1.2		SECOND FLOOR FIRE PROTECTION PLAN
FP1.3		THIRD FLOOR FIRE PROTECTION PLAN
FP1.4		FOURTH FLOOR FIRE PROTECTION PLAN
FP1.5		ROOF LEVEL FIRE PROTECTION PLAN
FP2.1		ENLARGED KING GUEST ROOM FIRE PROTECTION PLANS
FP2.2		ENLARGED QUEEN GUEST ROOM FIRE PROTECTION PLANS
POOL DRAWINGS		
APPENDIX B		APPENDIX B
SP-1		OVER VIEW
SP-2		POOL DETAILS
SP-3		POOL LAYOUT
SP-4		PLUMBING & BONDING
SP-5		EQUIPMENT ROOM
SP-6		DETAILS
SP-7		SPECIFICATIONS

INDEX OF DRAWINGS

##	DATE	DESCRIPTION
----	------	-------------



NEW AGE PROPERTIES GROUP, LLC

PERMIT SET

- OWNER SET #4
- FRANCHISE SET #2
- BID SET #0
- BUILDING DEPT #1
- FIRE MARSHAL #1
- HEALTH DEPT #1

ISSUE DATE: 11.09.15

FAIRFIELD INN & SUITES
WASHINGTON, NC

REVISION	DATE
no.	date comment
1	
2	
3	
4	
5	
6	
7	

DRAWN BY: WR
CHECKED BY: SF
PROJECT DATE: 11.09.2015
PROJECT NUMBER: 15-1739R

DRAWING INDEX